

Please make sure that you print this resource at 100% so that all measurements are correct.

To do this, follow the relevant steps below.

Adobe Reader or Adobe Acrobat

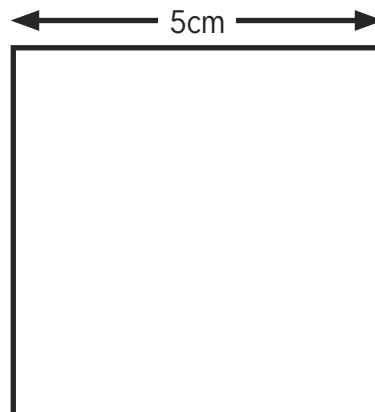
- Adobe Reader is a free PDF viewer, from Adobe. To install a copy of Adobe Reader, go to <https://get.adobe.com/uk/reader/>.
- Once Adobe Reader is installed, open your PDF.
- Go to File>Print.
- Under 'Page Sizing & Handling', select 'Size'.
- From here, make sure that 'Actual Size' is selected.
- Print this page as a test, making sure that the shape below is the correct size once printed.
- If the test print is correct, print your PDF.

Foxit Reader

- Go to File>Print.
- Set the 'Scaling' to 'None'.
- Print this page as a test, making sure that the shape below is the correct size once printed.
- If the test print is correct, print your PDF.

Web Browser

- If printing from a web browser, such as Chrome, Firefox or Microsoft Edge make sure that your printer is set to print at 100%, either by unticking 'Fit to Page' or selecting 'Actual Size'.
- Print this page as a test, making sure that the shape below is the correct size once printed.
- If the test print is correct, print your PDF.



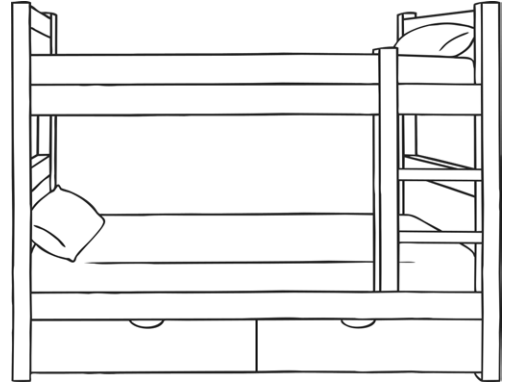
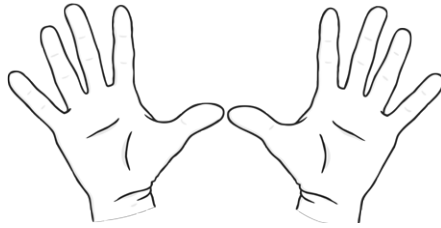


Measuring Lengths and Heights

We are beginning to measure lengths and heights.

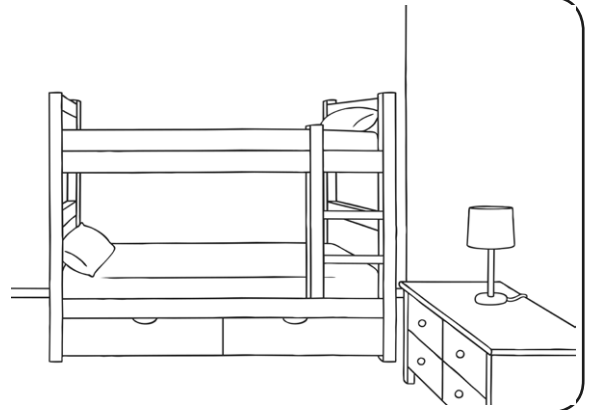
Measure your bed using your hands.

My bed is _____ hands long.



Measure your bedroom using your feet.

My bedroom is _____ feet long.



What else can you measure using your feet?

Draw what you have measured here and write how many feet it took to measure it.

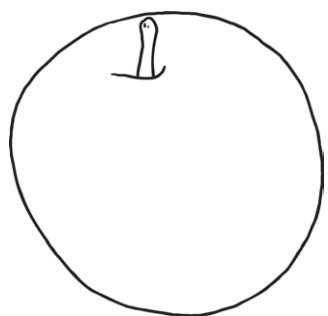
_____ feet



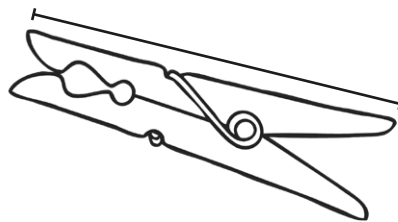
Measuring Lengths and Heights

We have been learning to use a ruler to measure lengths and heights in centimetres.

Use a ruler to measure these objects:



The apple is _____ cm




The peg is _____ cm



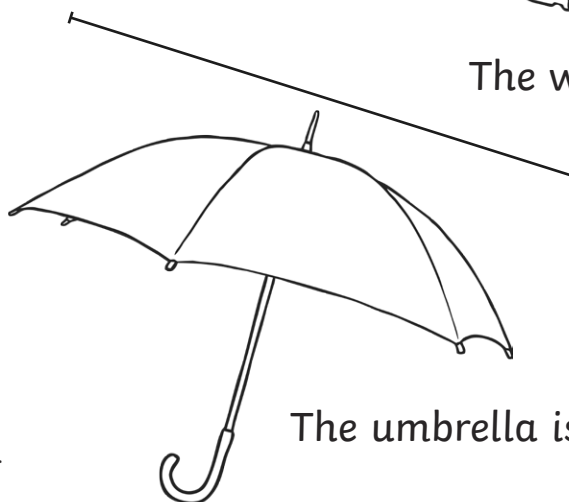
The bottle is _____ cm



The wellies are _____ cm

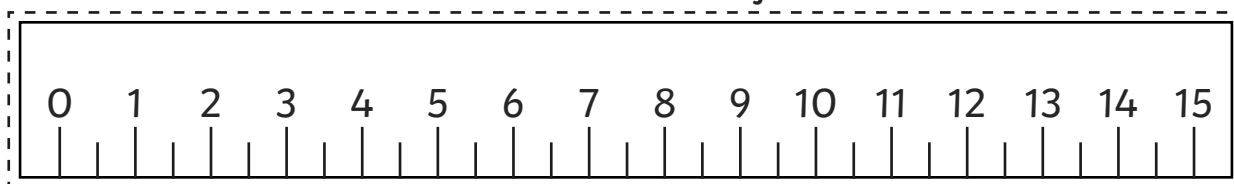


The raincoat is _____ cm



The umbrella is _____ cm

Cut out this ruler and use it to measure the objects.


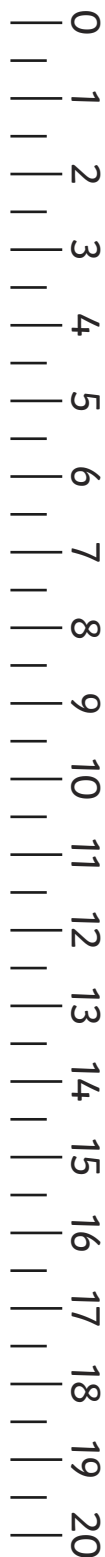




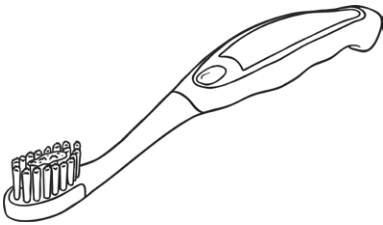
Measuring Lengths and Heights

We have been learning to use a ruler to measure lengths and heights in centimetres.


Find these objects at home and measure them using the ruler on the edge of this page.



My spoon is _____ cm



My toothbrush is _____ cm



My sock is _____ cm

Pick two objects of your own. Draw them and measure them with the ruler.